




# 043 Triathlon

## Results IRONKIDS 2012-2013



Sports Quality Time Measuring

| Pos. | Bib | Name             |   | Swim    | Wissel 1 | Bike    | Wissel 2 | Run     | TIME           | Diff.  |
|------|-----|------------------|---|---------|----------|---------|----------|---------|----------------|--------|
| 1.   | 592 | Finn Jorissen    |  | 0:02:20 | 0:01:08  | 0:09:26 | 0:00:39  | 0:01:28 | <b>0:15:03</b> | -      |
| 2.   | 579 | Cyril van Zoelen |  | 0:02:28 | 0:01:20  | 0:09:08 | 0:00:41  | 0:01:29 | <b>0:15:08</b> | +00:04 |
| 3.   | 580 | Rein Snackers    |  | 0:03:43 | 0:02:45  | 0:11:38 | 0:00:46  | 0:01:45 | <b>0:20:39</b> | +05:35 |

Number of records: 3